



SAFEAIR
MEDIA

18300 CASCADE AVE. S., SUITE 131, SEATTLE WA 98188 USA
425.264.0345 P 425.264.0353 F
WWW.SAFEAIRMEDIA.COM INFO@SAFEAIRMEDIA.COM

Gulfstream G350/G450 Order Form

Using the windows as guides, draw in seats, divans, closets, lavatories, bulkheads, etc. With those items in place, draw a line from the equipment symbols to their appropriate location in the cockpit and cabin. Write any additional instructions that would help to expedite your order.

YOUR NAME _____

PHONE _____

EMAIL _____



SMOKEHOODS?

Y N PBEs

Types and locations:

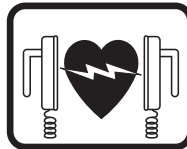

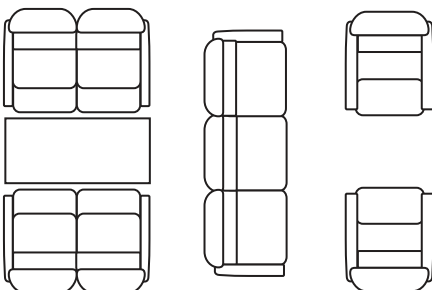
PART 135 OPERATORS:

Does this aircraft have emergency aisle path lighting (White lights leading to red lights indicating an exit)?

Y N

PLEASE INDICATE:

Which way seats are facing when drawing floor plan.



THERAPEUTIC



Medaire FAK?

Y N

EXIT

