



**SAFEAIR**  
MEDIA

18300 CASCADE AVE. S., SUITE 131, SEATTLE WA 98188 USA  
425.264.0345 P 425.264.0353 F  
WWW.SAFEAIRMEDIA.COM INFO@SAFEAIRMEDIA.COM

## CL600 Order Form

Using the windows as guides, draw in seats, divans, closets, lavatories, bulkheads, etc. With those items in place, draw a line from the equipment symbols to their appropriate location in the cockpit and cabin. Write any additional instructions that would help to expedite your order.

YOUR NAME \_\_\_\_\_

PHONE \_\_\_\_\_

EMAIL \_\_\_\_\_



**SMOKEHOODS?**

Y N PBEs

Types and locations:

\_\_\_\_\_

\_\_\_\_\_

\_\_\_\_\_

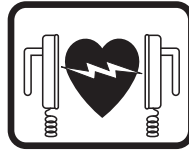


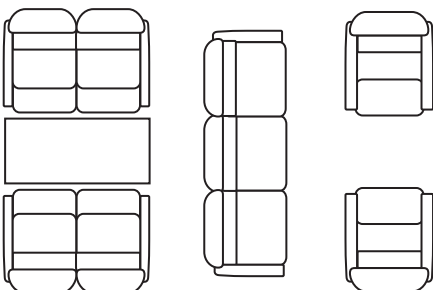
**PART 135 OPERATORS:**

Does this aircraft have emergency aisle path lighting (White lights leading to red lights indicating an exit)?

Y N

**PLEASE INDICATE:**

Which way seats are facing when drawing floor plan.



**Medaire FAK?**  
Y N

